

Comparison Study of Fractal and Slot Antennas Challenges for Cellular Band Communications

Noora Salim¹, Mohammed Omar Ali²

Submitted: 11/11/2022

Accepted: 13/02/2023

Abstract: In the present time, a profoundly request for the fractal antenna which have the following attributes (1) Packed extent (2) Multiband or broad band as well as (3) Less profile. Also we need to sustain the boundaries of the antenna (for example Efficiency, Directivity, Gain, Return misfortune, also so on). Along headway in correspondence innovation along the previous 10 years, an ascending interest has been found for, cost powerful, miniaturization, broadband, also multiband antennas. The synthesis of fractal antenna might uphold to achieve such prerequisites. Such antennas give a few benefits also yet performance and miniaturization of the fractal antennas might be more improved utilizing decomposition idea. The theory of fractal antenna is worked, similarly with traditional theory of antenna, upon the theory of classic electromagnetic. Actually, the theory of the fractal antenna utilizes a (fractal) or cutting edge calculation which is a zoom augmentation of the Euclidian computations. Furthermore, have important implementation have been found for the fractal antenna in microwave engineering as well as cell communication. Yet, the descending in the antenna extent will cause a moreover decrease in the support bandwidth. Modern topologies of fractal mathematics has been introduced in this paper for miniature strip antennas. The fractal antenna has been planned utilizing three-sided Koch bend with Sierpinski gasket fractal calculations in this article. Also, the work has have been contemplated with dual synthesis proposals of fractal antennas.

Keywords: Super Broad Band Antenna, Fractal antenna, Microstrip patch, Gain, Sierpinski Gasket, Iteration factor, Fractal antenna, Return loss, Directivity, Koch curve.

1. Introduction

Fractal antenna hypothesis, is a modern region in antenna plan innovation in the investigation of antennas [2]. Actually, rise of antennas along fractal calculations has offered a response towards dual of the principle restrictions expressed introduced for the traditional antennas by Werner (1999), those have the particular frequency range execution as well as the reliance amid extent with working frequency. With the progressing in remote correspondence frameworks also the ascending significance for achieving little multiband as well as size antennas implementation an incredible interest to each military just as business utilizations [3]. The fractal antenna idea has been obtained against the available fractals in life [4,5]. We might represent the operation of fractal antenna like a class which provides zoom out then achieve multiple-frequencies trademark. Their models have made out along various emphases for a solitary rudimentary scheme also have been utilized for depicting a group of mind boggling models which have an inborn self-similitude with self-partiality mathematical design. The term "Fractal" has been created by Dr. B Mandelbrot [6] that addresses cracked or sporadic parts. His research was concerned for the connection among fractals as well as nature utilizing viewing as applied along Felix Hausdorff, Pierce Fatou with Gaston Julia [7]. The utilization of fractal calculations has essentially affected a large value areas of science also

designing antennas parts. Antennas involving a portion of these calculations for different broadcast communications implementations are now accessible economically. The fractal calculations implementation has been shown to further develop a little antenna components to differing values. A fractal is an unpleasant or divided mathematical scheme which might become differentiated to sections, with each part of that is (to some degree around) a descended extent equivalent of the input. Fractals are for the most part selfsimilar also autonomous of scale. There are a large value numerical designs that are fractals; for example Sierpinski's gasket[8], Cantor's brush, von Koch's[6] snowflake, the Mandelbrot set, the Lorenz attractor, et al. Fractals too portray some true articles, like mists, mountains, choppiness, with shorelines that don't relate to basic mathematical patterns. The terms fractal also fractal aspect are because of Mandelbrot, who is the individual most frequently related against the arithmetic of fractals. The calculation of fractal antenna[12] might become characterized also checked based on iterative interaction also which is self even design. These can be classified in two sort : deterministic with arbitrary, for example, Sierpinski gasket[10] with the Von Koch Snowflake [4]. Arbitrary fractals likewise have component of irregularity that allows the diversion of normal phenomena. Numerous fractals exist in nature as well as have different settings like recursive, endless, space filling as well as self-symmetry. As of late, the antenna plan Sierpinski triangle fractal antenna is made by repeating the underlying triangle through a monopole antenna.

The scaled down broadband antennas are utilized broadly in present day correspondence frameworks. Fractal calculations can be utilized to create multi-band as well as broad band antennas. One of the fundamental parts of very broadband correspondence frameworks is a SWB antenna. Applying fractals to the antenna

1.College of Eng. Al-Qasim Green University – 51001,Babel, Iraq
ORCID ID : 0000-0001-9899-9147

2 Dep. of Elect. Power Techniques Eng., Al-Hussain University
College, Karbala, Iraq, ORCID ID : 0000-0002-6431-5883

* Corresponding Author Email:

noora.salim@wrec.uoqasim.edu.iq

components considers more modest size, multiband as well as expansive band properties. The term fractal, as well as that implies broken or unpredictable sections, each part of which having decreased size as well as duplicate of the entirety. A fractal is a harsh or divided mathematical figure which might become partitioned towards sections, each part of that is decreased in size as well as duplicate of the entirety. There are numerous numerical constructions that are fractals as Sierpinski's gasket, Cantors brush, von Koch's bend and so forth Fractals likewise depict some true articles, for example, mists, mountains, choppiness as well as coastlines that don't relate to straightforward mathematical shapes [2-6]. The math of the fractal antenna energizes its review both as a multiband arrangement as well as furthermore as a little antenna. Initial one can anticipate that a self-comparable antenna should work along these lines at a few frequencies. Little antennas are of prime significance in correspondence frameworks due to the accessible space impediment on gadgets as well as the sending of variety as well as multi-input multi-output (MIMO) frameworks. Actually, fractal antenna has been required for following reasons:

- 1 Achieving multi-band with broadband frequency effect.
- 2 Having Solid extent contrasted with ordinary antennas.
- 3 Permitting automated easiness with agility.
- 4 The fractal antennas quality obtained due to their mathematical analysis as well as not in light of the expansion of discrete parts.
- 5 Synthesized to suit specific multiple-band qualities consisting indicated stop groups just as explicit multiple pass groups as needed.

3. Fractal Substantial and Procedure

The antenna's huge gain also broad impedance bandwidth creates it ideal for an assortment of broadband correspondence utilizations. The suggested radio wire math is truly adaptable as far as bandwidth, radiation pattern, gain, also polarization [38]. The suggested fractal calculation gives significant bandwidth improvement which might become seen by appropriate feed with slot-loading method choice just as scaling down against higher emphases. The plan with advancement of receiving wires for execution in multiband frameworks are part of the crucial difficulties. Multiband receiving wires should operate along the impedance bandwidth of 7.5 GHz also a recovery misfortune under 10 dB ($S_{11} < -10$ dB), against an omnidirectional indoor radiation pattern. Multiband networking is reasonable for indoor remote correspondence against a little reach [39]. Multiband signs might infiltrate along different materials viably. Multiband waves are, notwithstanding, valuable whenever involve a low-frequency partition of the frequency range [41]. The substantial infiltration limit of such signs is essential. The arrangement of the model with the development measurements utilized influence the propagation of wireless signal in the internal state. The inclusion degree is distinct by the model's calculation, as displayed in Figure 1.

Notwithstanding the scaling down capacities of the methodologies illustrated, they typically produce in a trade off in aspects, bandwidth, and emanating productivity. To address this issue, a blend of a few scaling down methods might become utilized to moderate the drawbacks. Varamini et al. delivered a little microstrip radio wire against two-band appearances through joining metamaterial with fractal draws near, in that an opening radio wire is created utilizing Minkowski fractals also Sierpinski rug, as well as then, at that point, a metamaterial unit cell is stacked on the receiving wire's space area. At 3.2 as well as 4.5 GHz, the suggested receiving wire showed two reverberation frequencies [42]. This work portrays a successful way for joining scaling down

procedures to make a multi-resonance radio wire with little size, large gain, as well as productivity. Another technique for planning a multi-resonant hexagonal radio wire cluster is concocted also illustrated.

Furthermore, to accomplish more noteworthy scaling down also a triple recurrence band of activity, the suggested radio wire exhibit is cut upon the transmitting patch of a microstrip receiving wire. Such study is finished in 4 stages [44]. The plan strategy with reproduction aftereffects of the modern changed hexagonal exhibit are introduced in the initial step. To accomplish multi-resonance as well as to limit the extent, the subsequent phase etches adjusted feedings of the microstrip. The hexagonal fractal is then summed along the fix's boundaries to expand impedances coordinating, that is alluded to as Stage 3. At long last, a hexagonal cut is carved along the ground plan focus to further develop illumination qualities while lessening bring misfortune back.

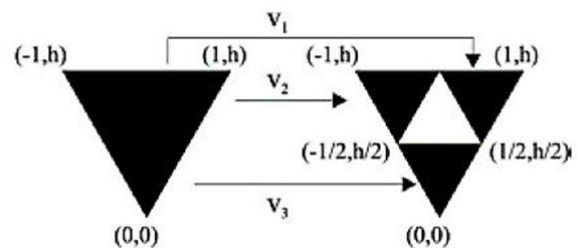


Fig. 1 Fractal geometry modeling [19].

One might imagine objects with zero aspects, like 0D (focus), 1D (lines), 2D (plane), also 3D (space) (strong). By coordinating the 2D pictures along every one of our eyes, we construct a 3D perspective on our environmental factors. Multidimensional items, like 4D, 5D, as well as 6D, might likewise be envisioned. Customary calculation with analytics techniques are inadequate for understanding fractals, requiring the utilization of different strategies. It is to a great extent a deeper investigation of patterns of life which produces genuine explanations behind development in fractal calculation. The comparability aspect (DS), the division aspect (DD), the Hausdorff aspect (DH), the boxing counting aspect (DB), the correlation aspect (DC), the data aspect (DI), the point-wise aspect (DP), the found the middle value of point-wise aspect (DA), with the Lyapunov aspect (DL) are admits the numerous meanings of fractal aspects [45], a considerable lot of which are assessed in [46].

The last 7 aspects are incredibly helpful in distinguishing fractal models in the shape of bizarre attractors, those are connected against turbulent elements. Admits the numerous detentions of fractal aspects [45] are the likeness aspect (DS), the division aspect (DD), the Hausdorff aspect (DH), the boxing counting aspect (DB), the correlation aspect (DC), the information aspect (DI), the point-wise aspect (DP), the found the middle value of point-wise aspect (DA), with the Lyapunov aspect (DL). Thus, the essential apparatus for portraying fractal math is an aspect that can take a broad range of shapes. The aspect decides the space to be filled in a huge disentanglement. At the point whenever we inspect it at a tiny scope, which is a proportion of the amount of abnormalities are uncovered. The aspect provides a ton of data about the fractal construction's mathematical features [46].

Normal complicated constructions incorporate systems, trees, leaves, cloud borders, greeneries, shores, mountains, also snowflakes [47]. Nature has fortified the engineering of the advancement of natural instruments to send as well as utilize assets effectively, also, at last, in any basic design, a fractal shape can be found. It is regularly hard for Mandelbrot [48] to depict presence just as far as Euclidean math circles, squares, straight lines,. He

recommended the explanation utilizing genuine fractals also fractal math objects, counting arbores, streaks, meanders, streams, also shorelines, to make reference to only a handful. The non-integrations might become fractal aspect; hence, it might introduce as an instinctive estimation of the fractal contents area. Fractals might become existed or made along a numerical formula in nature. Face Benoit Mandelbrot's term 'fractal,' frequently instituted as the dad of fractal math, that was alluded to as "I", is a Latin descriptor fractious begat fractal. Face Frangere means to "break" to create the associating Latin action word sections that are sporadic. Henceforth, it is delicate and how? It is appropriate for our need!

The "divided", other than fractious, can likewise mean fractious (as in division or refraction) "unpredictable", where the two meanings of a part are held [49]. He likewise inquired, "For what reason is calculation regularly characterized as dry or cold ? Single clarification is that it can't recognize a mountain, a tree, a, a cloud, or a coast shape. Atomic isn't circles, not cones of mountains, not shorelines; the circles are not level, also isn't moving or in an orderly fashion, going by light".

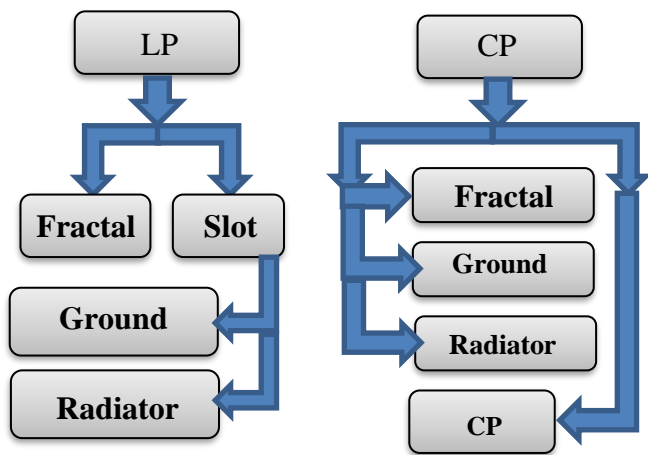


Fig 2. The designed antennas arrangement chart

Multiband radio wires antennas and the innovations for current interchanges have turned into the focal point of specialists since they fulfill the necessities of telecom gadgets, which are to work on a multifrequency range inside a solitary remote gadget. Receiving wires can be planned in two ways. The first is various receiving wires, where every radio wire works on a single recurrence. The second is a solitary receiving wire with a few recurrence groups. The subsequent choice is awesome and fulfills the prerequisites of current remote correspondences in light of the fact that current specialized gadgets are frequently portable. Multiband receiving wires are liked over single-band radio wires as a result of their minimal expense and reduced size, which are significant elements in portable specialized gadgets [2]. In light of the requests of versatile Wi-Fi, WiMAX, LTE, ISM, and 5G (5-6 GHz) specialized gadgets, this concentrate on zeroed in on two sorts of miniature strip receiving wires: space and fractal radio wires. Because of the position of safety and wide impedance data transmission, the opening math has been utilized by analysts to plan radio wires that can uphold compact interchanges, while the fractal calculation has been utilized to defeat the cutoff points of the receiving wire size in versatile specialized gadgets. As indicated by the calculation in the plan, the already utilized direct polarization (LP) was delegated space and fractal radio wires [5-40], while the round polarization (CP) in past works was

characterized by the strategy of the CP age and calculation [41-58], as displayed in Fig. 3.

Also, in order to more demonstrate the design shapes of the fractal antennas, some types of their design schemes have been illustrated in Figures 4 and 5, with their practical size and structures.




Fig. 3: Fractal antenna prototypes for all repetitions [22].




Fig. 4: The designed antennas arrangement chart [22-25].

Finally, and considering the listing of the most applicable and important articles handling the searching for slot and fractal antennas in cellular band communications, we have collecting such articles and arranged as shown in Tables 1-2.

Table 1. Analogy among last associated slot antennas (ground slotted) LP.

Reference	BW(Hz)	Size (mm)	Gain (dB)	Efficiency (%)	Work Points
[6]	(2.4–2.7) (3.4–3.6)	4~5	36×33×1.59	90	Insufficient overall upper band LP covering
[9]	(2.5–12)	–10~6	48×48×0.8	–	Inefficient values, LP, with small gain at lower band
[7]	(2.4–2.48) (5.15–5.85)	0.2~3.7	60×60×0.7	–	Does not cover all bands, LP, no efficiency values.
[12]	(2.2–2.4) (3.4–3.5) (4.97–6.51)	–0.5~6	100×50×1.6	–	Does not cover all required bands, LP, large size, no efficiency values
[10]	(0.87–0.9) (3.4–3.6)	1~5	15×60×0.5	65–85	Does not cover all required bands, LP
[18]	(2.39–2.54),(4.8–6.1)	0.3~1	30×30×0.8	60–70	Does not cover all required bands, LP, low gain
[14]	(2.2–2.5), (2.9–3.71)	–9~1	27×24×1.6	50–90	LP, low gain and efficiency values at lower band.
[20]	1.575/2.4–2.4/5–5.8	–0~16	120×60×1	51–81	LP, low gain, low efficiency at lower band, does not cover 3.5GHz, large size
[24]	(1.7–4)	2~6	80×60×0.2	–	Does not cover all required frequencies, LP, no efficiency values
[21]	(3–10)	–6~1	17.9×9×0.76	–	LP, no efficiency values, does not cover 2.4 GHz band, low gain
[36]	(2.4–2.48) (5.1–5.3) (5.7–5.8)	6~8	320×220×3	70–90	LP, large size, does not cover all required bands
[33]	1.8/2.3/2.7/3/3.8	5.3~6.4	110×75×2	–	LP, large size, narrow and around resonant frequencies, no efficiency values

Table 2: Analogy among last associated fractal antennas LP.

Ant.	BW (GHz)	Gain(dB)	Size (mm)	Efficiency	Type	Weak Point
[26]	(2.7–4) (4.3–5.2)	3~5.5	70×70×1.5	-	Fractal Slot	High extent, LP, will not surround every designed frequencies,
[27]	(2.1–6)	2~5	48×40×1	80–90	Sierpinski	LP, complicated structure
[28]	(3–12)	-	31×28×1.6	80–90	Koch	Uncovering 2.4 GHz range, LP, with unity gain amounts
[29]	(2.4–2.49) (5.1–5.8) (2.4–2.48)	(1.9~7)	120×120×1.6	-	H-Fractal	Huge extent, does not cover all required bands, LP,
[30]	(3.4–3.6) (5.1–5.8)	1.1~3.1	100×100×5	50–72	Minkowski	Huge extent, LP, small efficiency with less range.
[31]	(1.5–4)	2.2~2.4	80×40×1.58	60–79	Koch- snowflake	LP, uncover the (5-6) GHz range, complicated structure
[35]	(1.3–20)	–2~10	62×50.8×0.8	20–90	Fern Leaf	LP, low gain and efficiency at lower band
[37]	(2.4–2.5)	-	35×35×2.5	48–62	Koch	LP, no values of gain, low efficiency values
[38]	(2.5–2.7)	-	263×164×2.3	-	Mandelbrot	Large size, LP, does not cover all required bands, no values of gain and efficiency.
[39]	(5.4–14.2)	-	158×158×3.6	-	Quasi-Fractal	Large size, LP, does not cover all bands requirement, no values of gain and efficiency.
[40]	(3–25.2)	3~9.8	25×30×1	-	Hexagonal-Triangular	LP, no efficiency values, does not cover all required frequencies.

4. Conclusion

Through describing the fractal calculations also, the operation of the radio wires, it tends to be summed up which expanding the fractal aspect of the radio wire prompts a more serious level of scaling down. Likewise, it is feasible to utilize fractal construction to configuration little extent, small figuration, also small density receiving wires. Fractal math utilization have expanding in the science areas with designing. This detailed diagram of the fractal antenna provided a long-range diagram of the examination area that we call the fractal radio wiring design. Three-sided Koch Curve receiving wire calculation shows multiband behavior accordingly it very well may be utilized as multiband radio wire whereas the Sierpinski gasket plan, after cycle resounds with individual recurrence. One might decrease the antenna extent also improve operation via designing the fractal antenna.

Appendix

The authors wish to thank the anonymous reviewers for their valuable suggestions.

5. Author Contributions

Noora Salim1: The study was conducted on several previous designs of antennas, and the bandwidth, gain, size, efficiency, type and weaknesses of the design were indicated, as future work depending on these comparisons, a new design will be conducted.

Mohammed Omar Ali: The Data has been conducted within four months. Many antennas have been experimented practically .

Conflicts of Interest

The authors declare no conflicts of interest.

References

- [1] Liu, N.; Liang, Y.; Zhu, L.; Zhou, H.; Fu, G. A low-profile dual-band shorted patch antenna with enhanced-bandwidth and multifunctional beams under reshaped modes. *Int. J. RF Microw. Comput. Eng.* 2021, 31, e22726, doi:10.1002/mmce.22726.
- [2] Sharma, N.; Bhatia, S.S. Comparative analysis of hybrid fractal antennas: A review. *Int. J. RF Microw. Comput. Eng.* 2021, 31, e22762, doi:10.1002/mmce.22762.
- [3] Malallah, R.; Shaaban, R.M.; Al-Tumah, W.A.G. A dual band star-shaped fractal slot antenna: Design and measurement. *AEU-Int. J. Electron. Commun.* 2020, 127, 153473, doi:10.1016/j.aue.2020.153473.
- [4] Daniel, R.S. A CPW-fed rectangular nested loop antenna for penta band wireless applications. *AEU-Int. J. Electron. Commun.* 2021, 139, 153891, doi:10.1016/j.aue.2021.153891.
- [5] Patanvariya, D.G.; Chatterjee, A.; Kola, K.; Naik, S. Design of a linear array of fractal antennas with high directivity and low cross-polarization for dedicated short range communication application. *Int. J. RF Microw. Comput. Eng.* 2020, 30, doi:10.1002/mmce.22083.
- [6] Kola, K.S.; Chatterjee, A.; Patanvariya, D. Design of a compact high gain printed octagonal array of spiral-based fractal antennas for DBS application. *Int. J. Microw. Wirel. Technol.* 2020, 12, 769–781, doi:10.1017/s1759078720000239.
- [7] Sawant, K.K.; Kumar, C.S. CPW fed hexagonal micro strip fractal antenna for UWB wireless communications. *AEU-Int. J. Electron. Commun.* 2015, 69, 31–38, doi:10.1016/j.aue.2014.07.022.
- [8] Khalaf, O.I.; Sokiyna, M.; Alotaibi, Y.; Alsufyani, A.; Alghamdi, S. Web Attack Detection Using the Input Validation Method: DPDA Theory. *Comput. Mater. Contin.* 2021, 68, 3167–3184, doi:10.32604/cmc.2021.016099.
- [9] Suryanarayana, G.; Chandran, K.; Khalaf, O.I.; Alotaibi, Y.; Alsufyani, A.; Alghamdi, S.A. Accurate Magnetic Resonance Image Super-Resolution Using Deep Networks and Gaussian Filtering the Stationary Wavelet Domain. *IEEE Access* 2021, 9, 71406–71417, doi:10.1109/access.2021.3077611.
- [10] Lin, W.; Wang, H. Polarization reconfigurable circular patch antenna with multiple probes for biomedical applications. In *IEEE International Symposium on Antennas and Propagation (APSURSI)*; IEEE: Fajardo, PR, USA, 2016; ISSN 1947-1491.
- [11] Nivethitha, T.; Palanisamy, S.K.; Prakash, K.M.; Jeevitha, K. Comparative study of ANN and fuzzy classifier for forecasting electrical activity of heart to diagnose Covid-19. *Mater. Today Proc.* 2021, 45, 2293–2305.
- [12] Subahi, A.F.; Alotaibi, Y.; Khalaf, O.I.; Ajesh, F. Packet Drop Battling Mechanism for Energy Aware Detection in Wireless Networks. *Comput. Mater. Contin.* 2021, 66, 2077–2086, doi:10.32604/cmc.2020.014094.
- [13] Prasad Jones Christydass, S.; Kusuma Kumari, E.; Sowjanya, A.; Satheesh Kumar, P.; Selvam, N.; Murali, K. Microstrip Metamateria Bandpass Filter for 5G Application. *Solid State Technol.* 2020, 63. Available online: <https://solidstatetechnology.us/index.php/JSST/article/view/4370> (accessed on 15 September 2021)
- [14] Karmakar, A. Fractal antennas and arrays: A review and recent developments. *Int. J. Microw. Wirel. Technol.* 2021, 13, 173–197, doi:10.1017/s1759078720000963.
- [15] Prasad Jones Christydass, S.; Asha, S.; Mubeen, S.; Praveen Kitti, B.; Satheesh Kumar, P.; Karthik, V. Multiband Circular Monopole Metamaterial Antenna with Improved Gain. *J. Comput. Theor. Nanosci.* 2021, 18, 736–745.
- [16] Krishna, C.; Prasad, D.; Orugu, R.; Varma, P.K.; Kumar, J. Design and Analysis of Tortoise Shaped Quadband Antenna for C & Ku-Band Applications. In *Proceedings of the 2021 International Conference on Computer Communication and Informatics (ICCCI)*, Coimbatore, India, 27–29 January 2021; pp. 1–5.
- [17] Anand, R.; Chawla, P. Optimization of inscribed hexagonal fractal slotted microstrip antenna using modified lightning attachment procedure optimization. *Int. J. Microw. Wirel. Technol.* 2020, 12, 519–530, doi:10.1017/s1759078720000148.
- [18] Kumar, S.; Dixit, A.S.; Malekar, R.R.; Raut, H.D.; Shevada, L.K. Fifth Generation Antennas: A Comprehensive Review of Design and Performance Enhancement Techniques. *IEEE Access* 2020, 8, 163568–163593, doi:10.1109/access.2020.3020952.
- [19] Anand, R.; Chawla, P. A novel dual-wideband inscribed hexagonal fractal slotted microstrip antenna for C- and X-band applications. *Int. J. RF Microw. Comput. Eng.* 2020, 30, e22277, doi:10.1002/mmce.22277. *Energies* 2021, 14, 6204 17 of 18
- [20] Krzysztofik, W.J. Fractals in Antennas and Metamaterials Applications. *Fractal Anal. -Appl. Phys. Eng. Technol.* 2017, 45–81, doi:10.5772/intechopen.68188.
- [21] Dhara, R.; Kundu, T. Dual-Band Dual-Mode Antenna with Polarization Diversity. *Radioelectron. Commun. Syst.* 2021, 64, 266–280, doi:10.3103/s0735272721050058.
- [22] Rasheda, H.M.; Shah, N.M.; Saif, A.; Abdullah, Q.; Ugurenver, A.; Mumin, A.R.O.; Sahar, N.B.M. An Optimization of Fractal Microstrip Patch Antenna with Partial Ground using Genetic Algorithm Method. In *Proceedings of the 2021 International Congress of Advanced Technology and Engineering (ICOTEN)*, Taiz, Yemen, 4–5 July 2021; pp. 1–6, doi:10.1109/ICOTEN52080.2021.9493531.
- [23] Shinjo, S.; Nakatani, K.; Tsutsumi, K.; Nakamizo, H. Integrating the Front End: A Highly Integrated RF Front End for High-SHF Wide-Band Massive MIMO in 5G. *IEEE Microw. Mag.* 2017, 18, 31–40, doi:10.1109/MMM.2017.2690883.

- [24] Singhal, S.; Singh, A.K. CPW-fed hexagonal Sierpinski super wideband fractal antenna. *IET Microw. Antennas Propag.* 2016, 10, 1701–1707, doi:10.1049/ietmap.2016.0154.
- [25] Mondal, T.; Samanta, S.; Ghatak, R.; Chaudhuri, S.R.B. A Novel TRI-Band Hexagonal Microstrip Patch Antenna Using Modified Sierpinski Fractal for Vehicular Communication. *Prog. Electromagn. Res. C* 2015, 57, 25–34, doi:10.2528/pierc15021105.
- [26] Bharti, G.; Sivia, J.S. A Design of Multiband Nested Square Shaped Ring Fractal Antenna with Circular Ring Elements for Wireless Applications. *Prog. Electromagn. Res. C* 2021, 108, 115–125, doi:10.2528/pierc20110601.
- [27] Sharma, N.; Bhatia, S.S. Performance enhancement of nested hexagonal ring-shaped compact multiband integrated wideband fractal antennas for wireless applications. *Int. J. RF Microw. Comput. Eng.* 2019, 30, 22079, doi:10.1002/mmce.22079.
- [28] Farsaei, A.A.; Mokhtari-Koushyar, F.; Seyed-Talebi, S.M.J.; Kavehvasht, Z.; Shabany, M. Improved Two-Dimensional Millimeter-Wave Imaging for Concealed Weapon Detection through Partial Fourier Sampling. *J. Infrared Millim. Terahertz Waves* 2016, 37, 267–280, doi:10.1007/s10762-015-0223-z.
- [29] Rahim, A.; Malik, P.K. Analysis and design of fractal antenna for efficient communication network in vehicular model. *Sustain. Comput. Informatics Syst.* 2021, 31, 100586, doi:10.1016/j.suscom.2021.100586.
- [30] Grubb, P.M.; Li, W.; Mokhtari-Koushyar, F.; Chen, R.T. All inkjet printed frequency steered phased array antennas with multi angle receiving demonstrated via simulation. *Laser 3D Manuf. V* 2018, 10523, 105230T, doi:10.1117/12.2295030.
- [31] Grubb, P.M.; Bidoky, F.; Mahajan, A.; Subbaraman, H.; Li, W.; Frisbie, D.; Chen, R.T. X-band printed phased array antennas using high-performance CNT/ion gel/Ag transistors. In *Laser 3D Manufacturing III*; SPIE: Bellingham, WA, USA, 2016; Volume 9738.
- [32] Zhang, X.; Hosseini, A.; Subbaraman, H.; Wang, S.; Zhan, Q.; Luo, J.; Jen, A.; Chen, R.T. Integrated Photonic Electromagnetic Field Sensor Based on Broadband Bowtie Antenna Coupled Silicon Organic Hybrid Modulator. *J. Light. Technol.* 2014, 32, 3774–3784, doi:10.1109/jlt.2014.2319152.
- [33] Gupta, M.; Mathur, V.; Kumar, A.; Saxena, V.; Bhatnagar, D. Microstrip Hexagonal Fractal Antenna for Military Applications. *Freq.* 2019, 73, 321–330, doi:10.1515/freq-2019-0028.
- [34] Farswan, A.; Gautam, A.K.; Kanaujia, B.; Rambabu, K. Design of Koch Fractal Circularly Polarized Antenna for Handheld UHF RFID Reader Applications. *IEEE Trans. Antennas Propag.* 2015, 64, 771–775, doi:10.1109/tap.2015.2505001.
- [35] Bhatia, S.S.; Sivia, J.S.; Sharma, N. An Optimal Design of Fractal Antenna with Modified Ground Structure for Wideband Applications. *Wirel. Pers. Commun.* 2018, 103, 1977–1991, doi:10.1007/s11277-018-5891-2.
- [36] Singhal, S.; Jaiverdhan; Singh, A.K. Elliptical monopole based super wideband fractal antenna. *Microw. Opt. Technol. Lett.* 2019, 62, 1324–1328, doi:10.1002/mop.32143.
- [37] Dastranj, A.; Ranjbar, F.; Bornapour, M. A New Compact Circular Shape Fractal Antenna for Broadband Wireless Communication Applications. *Prog. Electromagn. Res. C* 2019, 93, 19–28, doi:10.2528/pierc19031001.
- [38] Kaur, N.; Singh, J.; Kumar, M. Hexagonal Ring Shaped Dual Band Antenna Using Staircase Fractal Geometry for Wireless Applications. *Wirel. Pers. Commun.* 2020, 113, 2067–2078, doi:10.1007/s11277-020-07307-0.
- [39] Khan, H.H.; Malik, M.N.; Zafar, R.; Goni, F.A.; Chofreh, A.G.; Klemeš, J.J.; Alotaibi, Y. Challenges for sustainable smart city development: A conceptual framework. *Sustain. Dev.* 2020, 28, 1507–1518.
- [40] Parchin, N.O.; Basherlou, H.J.; Alibakhshikenari, M.; Al-Yasir, Y.I.A.; Abd-Alhameed, R.A.; Limiti, E. Mobile-Phone Antenna Array with Diamond-Ring Slot Elements for 5G Massive MIMO Systems. *Electronics* 2019, 8, 521, doi:10.3390/electronics8050521.
- [41] Parchin, N.O.; Basherlou, H.J.; Al-Yasir, Y.I.A.; Abdulkhaleq, A.M.; Abd-Alhameed, R.A.; Excell, P.S. Eight-Port Mimo Antenna System for 2.6 Ghz LTE Cellular Communications. *Prog. Electromagn. Res. C* 2020, 99, 49–59, doi:10.2528/pierc19111704.
- [42] Parchin, N.O.; Basherlou, H.J.; Al-Yasir, Y.I.A.; Abdulkhaleq, A.M.; Patwary, M.; Abd-Alhameed, R.A. A New CPW-Fed Diversity Antenna for MIMO 5G Smartphones. *Electronics* 2020, 9, 261, doi:10.3390/electronics9020261.
- [43] Ullah, A.; Parchin, N.O.; Ullah, R.; Abdullah, A.A.S.A.; Danjuma, I.M.; Kosha, J.; Abd-Alhameed, R.A.; Elkhazmi, E.; Elfoghi, E.M.I. Dual-band MIMO antenna system for next generation smartphone applications. In *Proceedings of the 2020 IMDC-SDSP*, Ankara, Turkey, 8–10 April 2020.
- [44] Alsufyani, A.; Alotaibi, Y.; Almagrabi, A.O.; Alghamdi, S.A.; Alsufyani, N. Optimized intelligent data management framework for a cyber-physical system for computational applications. *Complex. Intell. Syst.* 2021, 1–13, doi:10.1007/s40747-021-00511-w.
- [45] Wqrner, D.; Ganguly, S. An overview of fractal antenna engineering Research. *IEEE Antennas Propag. Mag.* 2003, 45, 38–57.
- [46] Dorostkar, M.A.; Islam, M.T.; Azim, R. Design of a Novel Super Wide Band Circular-Hexagonal Fractal Antenna. *Prog. Electromagn. Res.* 2013, 139, 229–245, doi:10.2528/pier13030505.
- [47] Jha, N.; Prashar, D.; Khalaf, O.I.; Alotaibi, Y.; Alsufyani, A.; Alghamdi, S. Blockchain Based Crop Insurance: A Decentralized Insurance System for Modernization of Indian Farmers. *Sustainability* 2021, 13, 8921, doi:10.3390/su13168921.
- [48] Veeraiah, N.; Khalaf, O.I.; Prasad, C.V.P.R.; Alotaibi, Y.; Alsufyani, A.; Alghamdi, S.A.; Alsufyani, N. Trust Aware Secure Energy Efficient Hybrid Protocol for MANET. *IEEE Access* 2021, 9, 120996–121005, doi:10.1109/access.2021.3108807.
- [49] Darimireddy, N.K.; Reddy, R.R.; Prasad, A.M. A Miniaturized Hexagonal-Triangular Fractal Antenna for Wide-Band Applications [Antenna Applications Corner]. *IEEE Antennas Propag. Mag.* 2018, 60, 104–110, doi:10.1109/map.2018.2796441.
- [50] Koohestani, M.; Moghadasi, M.; Virdee, B. Miniature microstrip-fed ultra-wideband printed monopole antenna with a partial ground plane structure. *IET Microw. Antennas Propag.* 2011, 5, 1683–1689, doi:10.1049/iet-map.2010.0450.
- [51] Bharany, S.; Sharma, S.; Badotra, S.; Khalaf, O.I.; Alotaibi, Y.; Alghamdi, S.; Alassery, F. Energy-Efficient Clustering Scheme for Flying Ad-Hoc Networks Using an Optimized LEACH Protocol. *Energies* 2021, 14, 6016, doi:10.3390/en14196016layers from DC up to terahertz range,” *IEEE THz Sci. Technol.*, to be published. DOI: 10.1109/TTHZ.2016.2544142.